



Inteplast® PVC Trim, Sheets, and Millwork

Easy to install and easier to maintain. Save time and money with premium solutions and styles for commercial, residential, and multi-family projects. Take advantage of high-quality and lasting performance that is confidently backed by a Lifetime Limited Warranty.





Inteplast PVC Trim, Fascia and Sheets



- ① 3/4" Thick Sheet ② 1/2" Thick Fascia ③ 1"x4" Trim ④ 1"x10" Trim ⑤ 1"x2" Trim



Outperforms Wood

With superior durability and workability, Inteplast PVC Product is the better choice than wood and wood-based alternatives. Made to provide lasting beauty without the laborious, costly, and constant upkeep required with traditional lumber.



Reliable Protection

Inteplast PVC Trim and Sheet resist moisture and insect damage and will not rot, crack, or split. With high-performance and low-maintenance benefits, new construction and renovations will stay looking beautiful and like-new, longer.

- ① 3/4" Thick Sheet ② 1/2" Thick Fascia ③ 1"x4" Trim ④ 1"x10" Trim ⑤ 1"x2" Trim
- ⑥ Custom Cut Sheet ⑦ 1"x8" Trim



Inteplast PVC Millwork




- ① J-Channel Corner Board ② Window Surround ③ Bead Board



Faster Installation

Inteplast one-piece PVC Corner Boards eliminates the need for in field routing, mitering, and gluing to save time and cost on the job. Inteplast PVC's durability and flexibility allows and encourages custom millwork designs.



Clean and Consistent

Ready to install in a uniform white finish to complement any color siding or be painted for a personal touch. No sanding or priming is necessary when painting. The original finish is protected by UV resistance and is engineered for a long-lasting finished look.

④ Corner Board ⑤ Bead Board



Inteplast PVC Trim and Fascia

Thickness nominal (actual)	Board Widths										Lengths		
	nominal actual	3" (2-1/2")	4" (3-1/2")	5" (4-1/2")	6" (5-1/2")	8" (7-1/4")	10" (9-1/4")	12" (11-1/4")	14" (13-1/4")	16" (15-1/4")	12'	18'	20'
5/8 (16mm)			●	●	●	●	●	●				●	
1 (3/4" or 19mm)		●	●	●	●	●	●	●	●	●		●	●
5/4 (1" or 25mm)			●	●	●	●	●	●				●	●
1/2" Fascia (12mm)								●			●		

Note: All sizes except Fascia shown are nominal size, within the parenthesis are actual size.

Inteplast PVC Sheets

Thickness	Sheet Sizes				
	4' x 8'	4' x 10' *	4' x 12' *	4' x 18' *	4' x 20' *
1/4" / 6 mm	●				
3/8" / 10 mm	●	●	●		
1/2" / 12 mm	●	●	●		
5/8" / 16 mm	●	●	●	●	
3/4" / 19 mm	●	●	●	●	
1" / 25 mm	●	●	●	●	●

Note: All sizes shown are net size. * special lengths available, minimum order quantities required.



Inteplast Millwork Profiles & Nominal Sizes



Window Surround

1" x 4" & 6"


Lengths: 18' & 20'



Bead Board

1/2" x 6-1/8"


Lengths: 8' & 18'



Corner Board

1" x 4" x 4", 1" x 6" x 6"

Lengths: 10' & 20'



J-Channel Corner Board

1" x 4" x 4", 1" x 6" x 6"

Lengths: 10' & 20'

Advantages

- Constructed of 100% PVC with no organic materials
- Will not rot, crack, split, or splinter while being impervious to moisture, insects, and termites
- Superior UV protection
- Uniform white finish that doesn't require painting
- Installs with no special tools required
- Can be used for ground and masonry contact applications
- Can be used in exterior or interior spaces
- Uniform white finish that doesn't require painting, but can be with vinyl-safe paints
- Resistant to rot, cracking, insects, and moisture
- Can be easily cut, routed, mitered, nailed, or glued with no special tools required
- Can be heat bent to create custom designs
- ASTM E84 Class A Flame Spread Rated
- Backed by a Lifetime Limited Residential Warranty
- Backed by a 20-Year Commercial Warranty



Moisture
Resistant



Insect
Resistant



Fire
Retardant



Ultra-Low
Maintenance



Contact

TEL: 1-800-521-4259

buildingproducts@inteplast.com
www.inteplastbuild.com